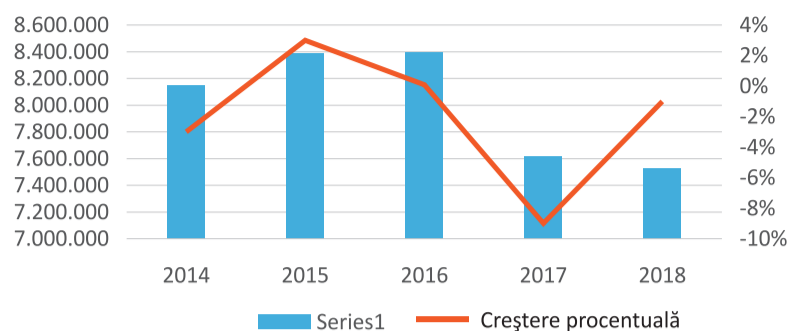
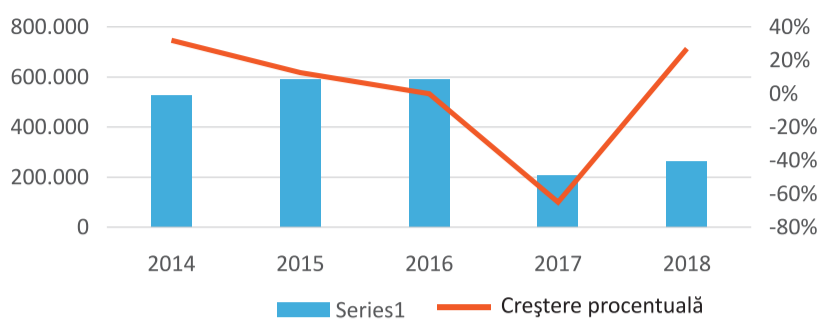


Istoric date financiare consolidate (conform datelor publicate în rapoartele anuale publicate de Societatea Energetică Electrica S.A.)

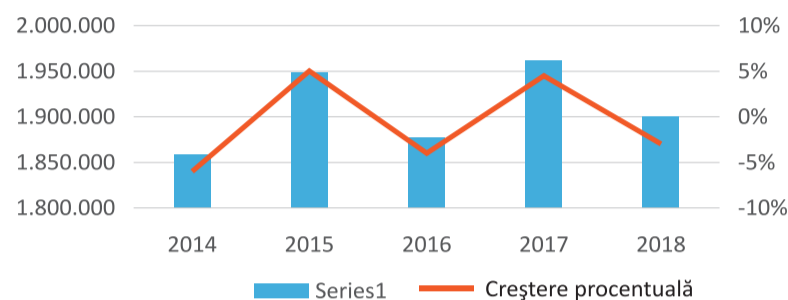
Active totale



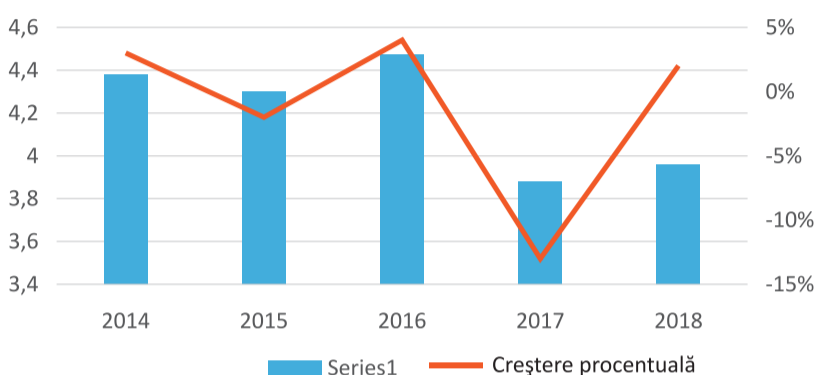
Profit înainte de impozitare



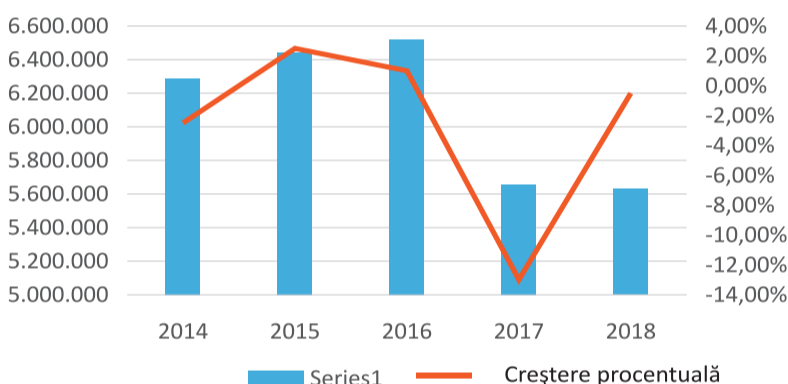
Datorii totale



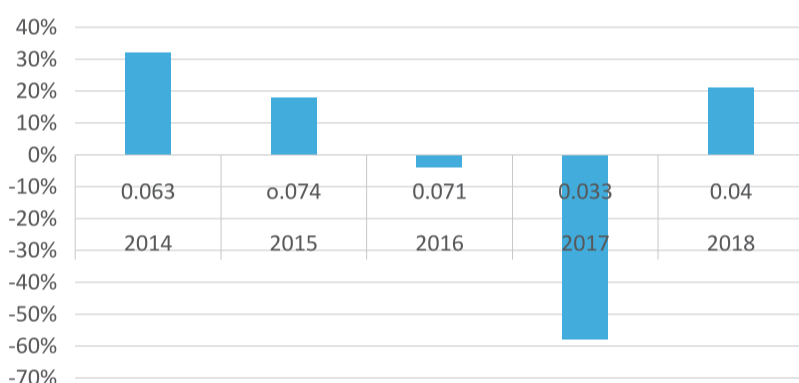
Solvabilitate globală



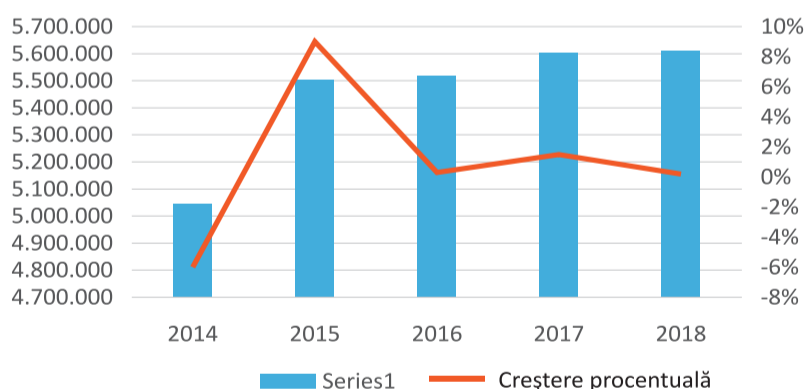
Capitaluri proprii



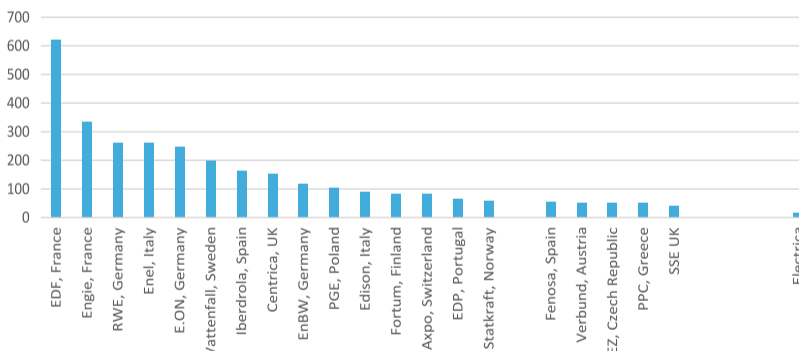
ROE



Cifra de afaceri



Volum vanzari in Twh



Indicatori, trimestrul I 2019

Total activ	7.597.355 mii lei
Total datorii:	2.009.769 mii lei
Cifra de afaceri:	1.583.715 mii lei
Profit net	- 40.855 mii lei
EBITDA	76.579 mii lei
rata profit net marginal/marja neta a profitului	-3%
Eficiența capitalului/ Return on equity – ROE	-0,0073 sau -0,7%
ROA/ Randamentul activelor	-0,0053 sau -0,5%
Rata de levier	0,35
Grad de indatorare	26%
Solvabilitate globala:	3,7
Lichiditate curenta/testul acid	1,3
factor Tobin q	0,7 (martie 2019)

Indicatori, exercițiul financiar 2018

Total activ	7.529.072 mii lei
Total datorii:	1.900.631 mii lei
Cifra de afaceri:	5.612.784 mii lei
EBIT	267.931 mii lei (diferente fata de raportul anual al grupului)
EBITDA	691.227 mii lei (diferente fata de raportul anual al grupului)
marja EBITDA	12,30%
Profit net	230.395 mii lei
rata profit net marginal/marja neta a profitului (profit net/cifra de afaceri)	4%
Eficiența capitalului/ Return on equity – ROE	0,0409 sau 4%
ROCE	0,0421 sau 4%
ROA/ Randamentul activelor	0,0306 sau 3%
Rata de levier	0,33
Grad de indatorare	25%
Solvabilitate globala:	4
Lichiditate curenta/testul acid	1,4
factor Tobin q	0,7 (dec.2018)