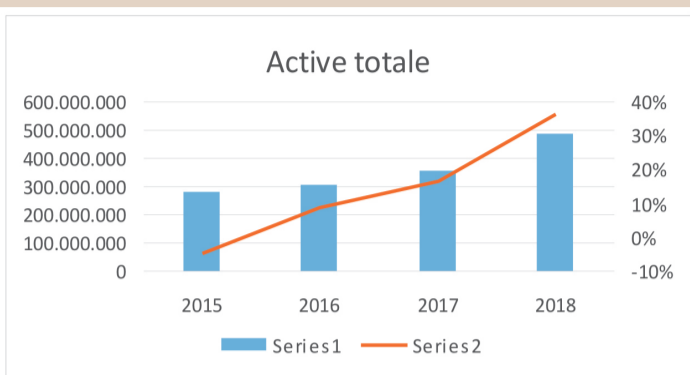


# Istoric date financiare consolidate, conform datelor publicate în rapoartele anuale

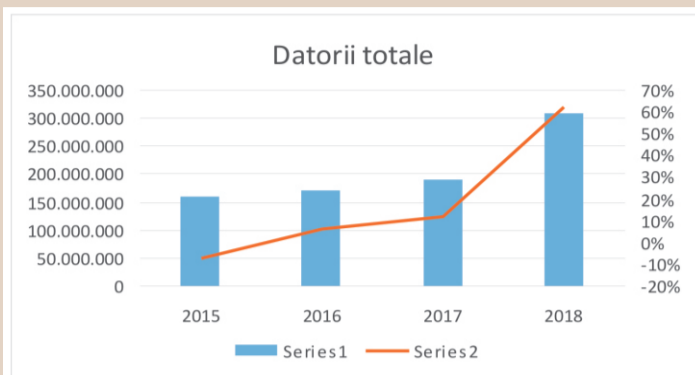
## Active totale (lei):

An	Valoare	Variație
2015	282.499.365	-5%
2016	308.409.871	9%
2017	359.015.369	16,4%
2018	490.424.292	36,6%



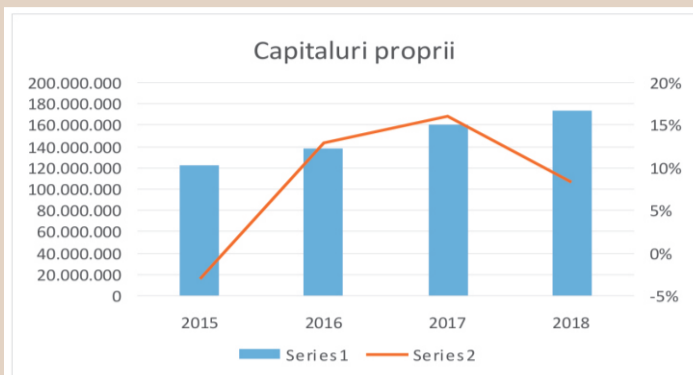
## Total datorii (lei):

An	Valoare	Variație
2015	159.853.761	-7%
2016	169.978.354	6%
2017	189.976.322	12%
2018	307.289.504	62%



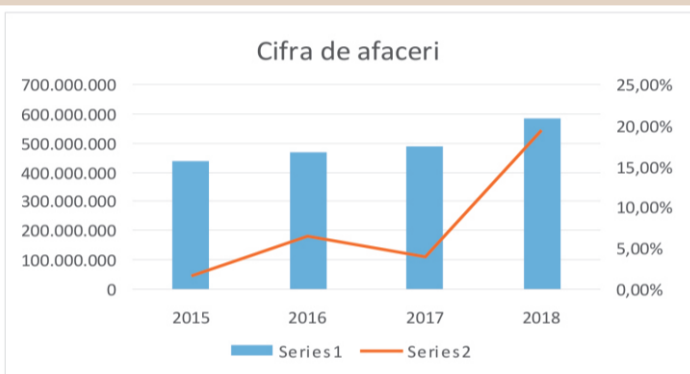
## Capitaluri proprii (lei):

An	Valoare	Variație
2015	122.587.527	-3%
2016	138.158.929	13%
2017	160.233.199	16%
2018	173.744.304	8,4%



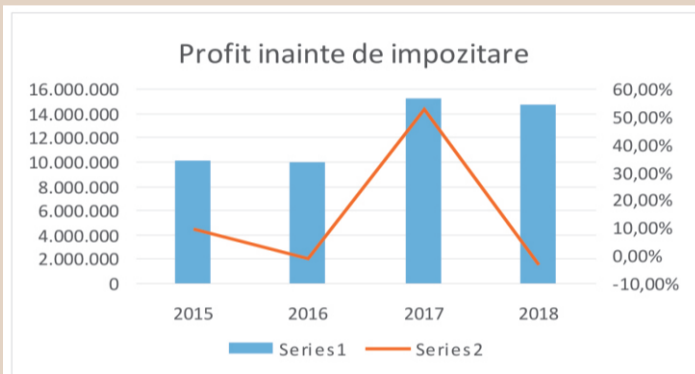
## Cifra de afaceri (lei):

An	Valoare	Variație
2015	438.529.856	1,6%
2016	466.859.074	6,4%
2017	486.741.356	4%
2018	581.705.367	19,5%



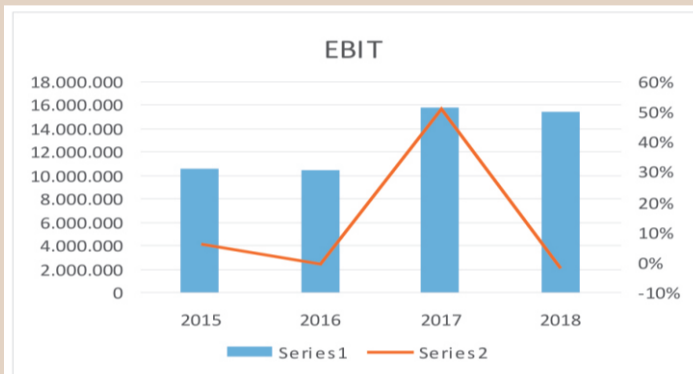
## Profit înainte de impozitare (lei):

An	Valoare	Variație
2015	10.069.958	9,4%
2016	9.944.764	-1%
2017	15.207.631	53%
2018	14.764.721	-3%



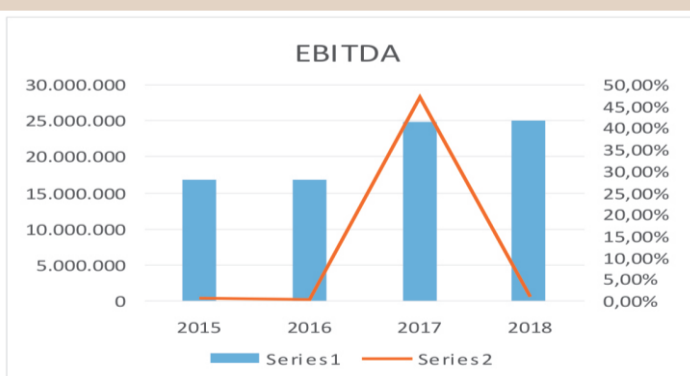
## EBIT (lei):

An	Valoare	Variație
2015	10.545.698	6%
2016	10.465.996	-0,7%
2017	15.827.160	51%
2018	15.481.928	-2%



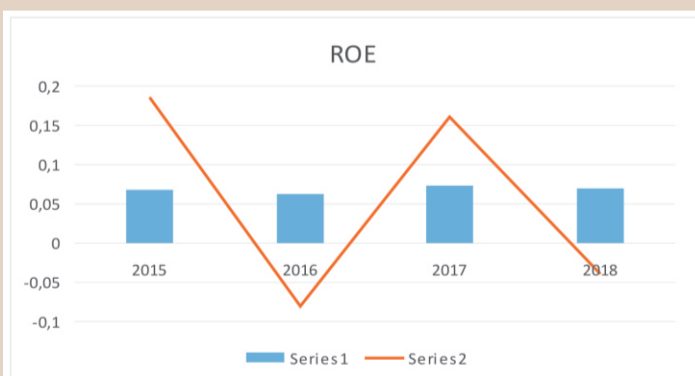
## EBITDA (lei):

An	Valoare	Variație
2015	16.818.765	0,6%
2016	16.869.764	0,3%
2017	24.808.364	47%
2018	25.121.999	1%



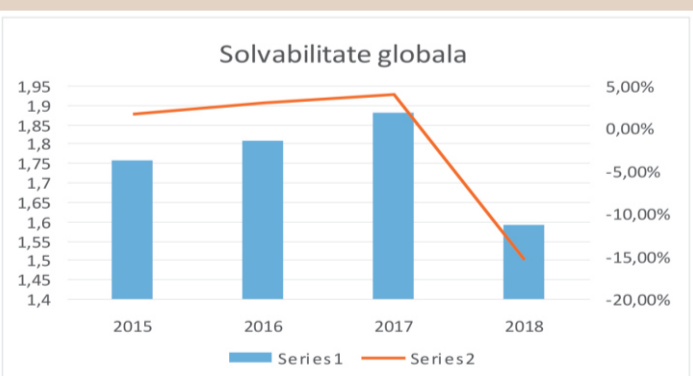
## Eficiența capitalului/ Return on equity - ROE

An	Valoare	Variație
2015	0,0681	18,6%
2016	0,0624	-8%
2017	0,0725	16%
2018	0,0697	-4%



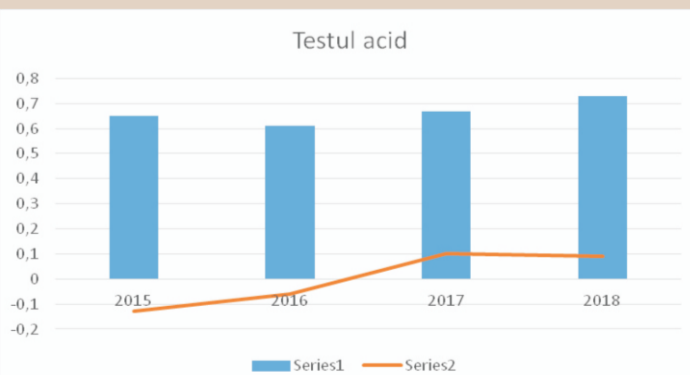
## Solvabilitate globală

An	Valoare	Variație
2015	1,76	1,7%
2016	1,81	3%
2017	1,88	4%
2018	1,59	-15,4%



## Lichiditate curentă/testul acid

An	Valoare	Variație
2015	0,65	-13%
2016	0,61	-6%
2017	0,67	10%
2018	0,73	9%



## Grad de îndatorare

An	Valoare	Variație
2015	56,5%	-0,8%
2016	55%	-2,6%
2017	53%	-3,6%
2018	62,6%	18%

