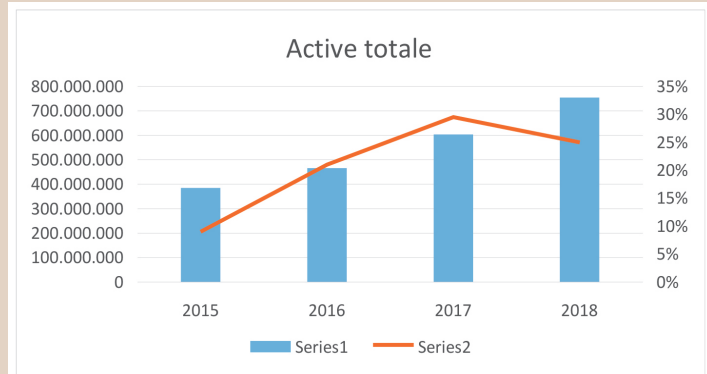


Istoric date financiare consolidate, conform datelor publicate în rapoartele anuale

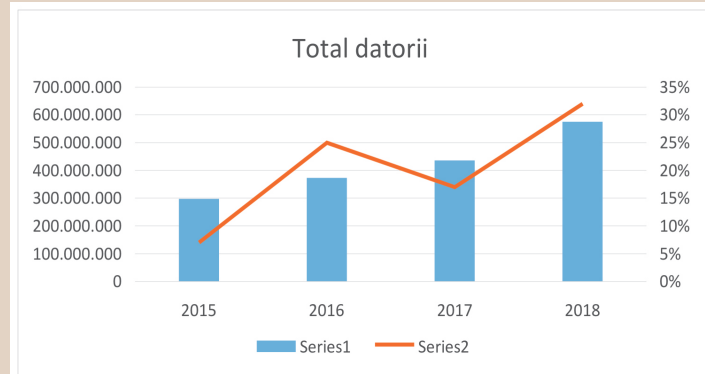
Active totale (lei):

An	Valoare	Variație
2015	384.732.965	9%
2016	466.119.460	21%
2017	603.345.487	29,5%
2018	754.094.206	25%



Total datorii (lei):

An	Valoare	Variație
2015	297.536.473	7%
2016	373.100.576	25%
2017	435.683.528	17%
2018	575.221.304	32%



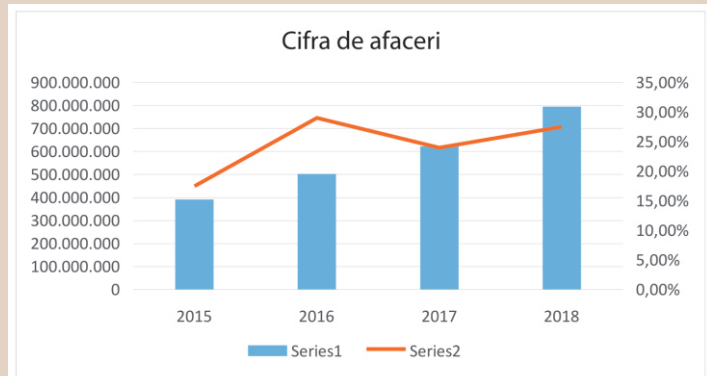
Capitaluri proprii (lei):

An	Valoare	Variație
2015	87.196.492	13,5%
2016	93.018.884	7%
2017	167.661.959	80%
2018	178.872.902	7%



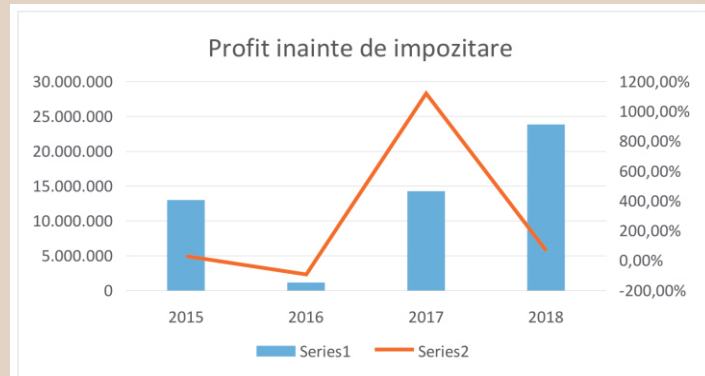
Cifra de afaceri (lei):

An	Valoare	Variație
2015	390.978.897	17,5%
2016	502.986.790	29%
2017	623.219.949	24%
2018	794.562.861	27,5%



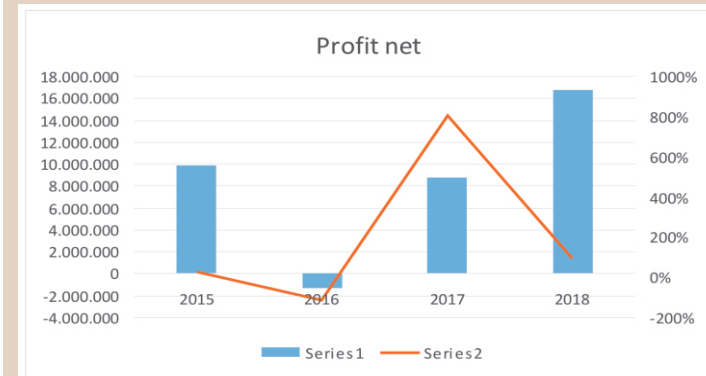
Profit înainte de impozitare (lei):

An	Valoare	Variație
2015	12.998.763	30,5%
2016	1.169.112	-91%
2017	14.276.545	1121%
2018	23.833.882	67%



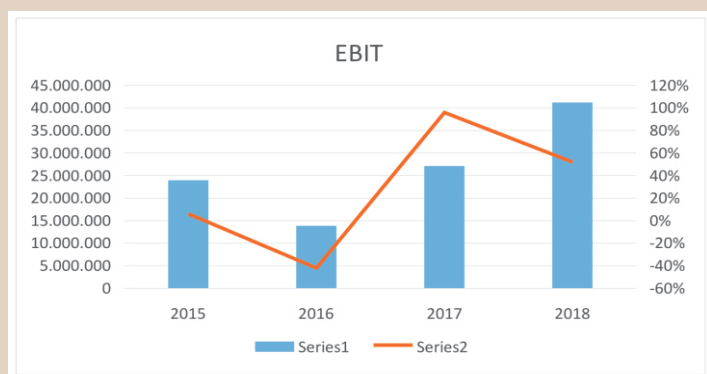
Profit Net (lei):

An	Valoare	Variație
2015	9.904.769	29%
2016	-1.241.990	-112,5%
2017	8.731.625	803%
2018	16.782.637	92%



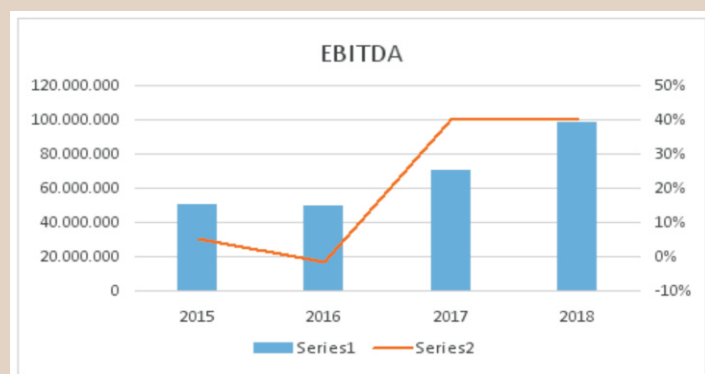
EBIT (lei):

An	Valoare	Variație
2015	23.929.791	6%
2016	13.858.764	-42%
2017	27.118.808	96%
2018	41.185.310	52%



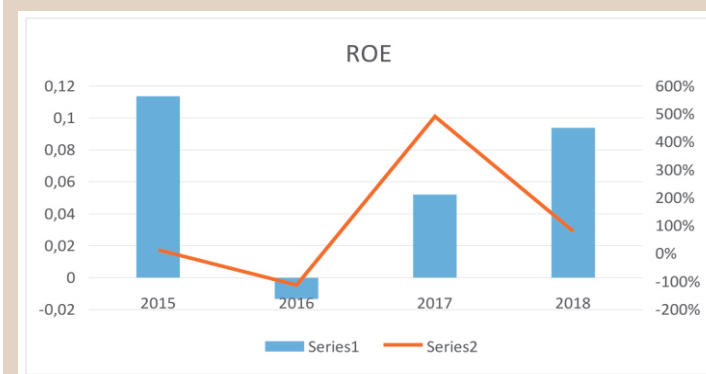
EBITDA (lei):

An	Valoare	Variație
2015	50.677.932	5%
2016	49.952.569	-1,5%
2017	70.197.429	40,5%
2018	98.167.555	40%



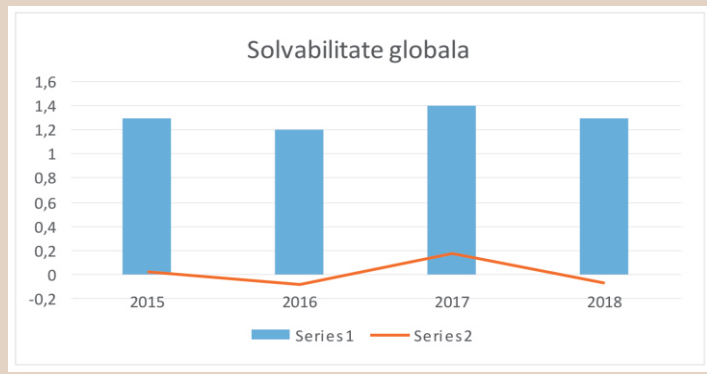
Eficiența capitalului/ Return on equity - ROE:

An	Valoare	Variație
2015	0,1135	14%
2016	-0,0133	-112%
2017	0,0520	491%
2018	0,0938	80%



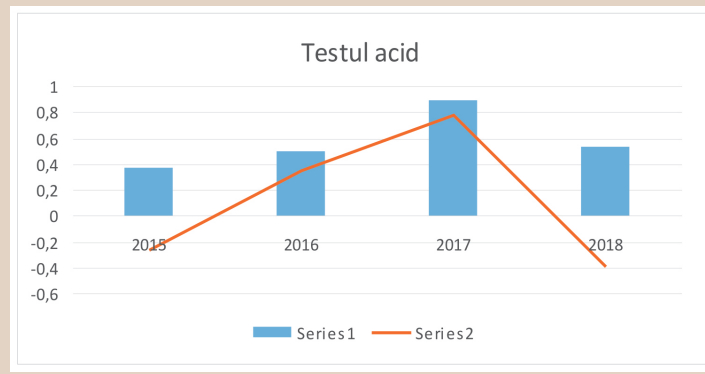
Solvabilitate globală:

An	Valoare	Variație
2015	1,3	2,3%
2016	1,2	-8%
2017	1,4	17%
2018	1,3	-7%



Lichiditate curentă/testul acid:

An	Valoare	Variație
2015	0,37	-26%
2016	0,50	35%
2017	0,89	78%
2018	0,54	-39%



Grad de îndatorare: (%)

An	Valoare	Variație
2015	77,3	-0,9%
2016	80	3,5%
2017	72,2	-10%
2018	76,2	5,5%

