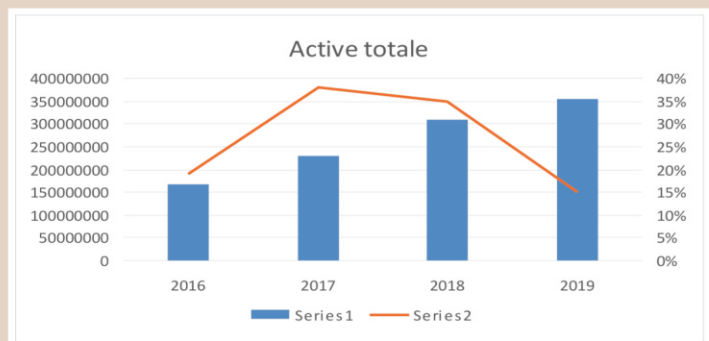


Date financiare din perioada 2016 – 2019 extrase/calulate din raportările financiare publicate de firmă

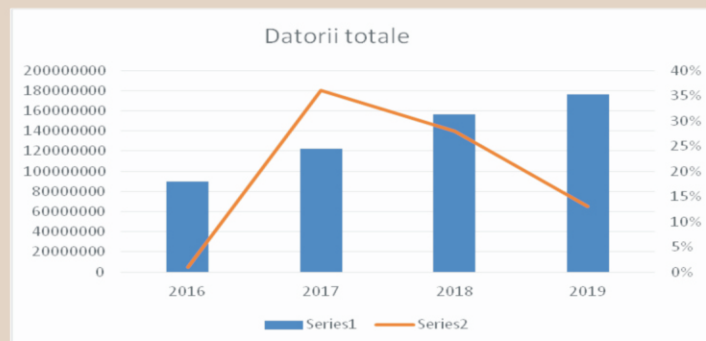
Active totale (lei):

An	Valoare	Variație
2016	166.956.227	19%
2017	230.693.671	38%
2018	310.433.897	35%
2019	355.703.328	15%



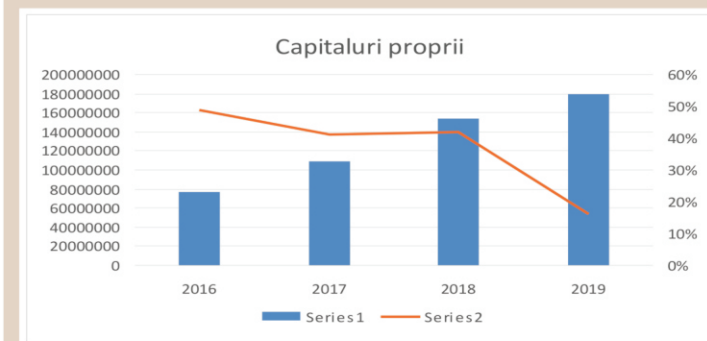
Datorii totale (lei):

An	Valoare	Variație
2016	90.170.135	1%
2017	122.257.724	36%
2018	156.312.264	28%
2019	176.478.349	13%



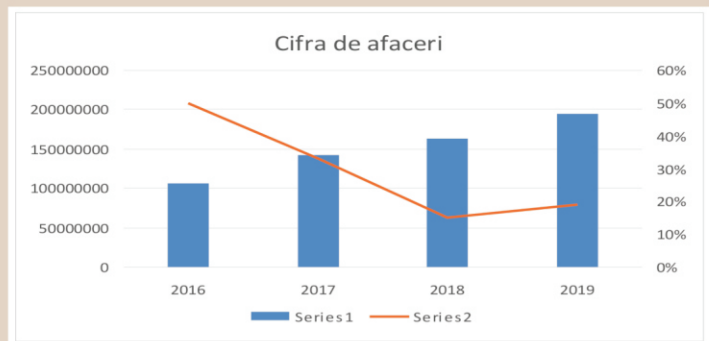
Capitaluri proprii (lei):

An	Valoare	Variație
2016	76.786.092	49%
2017	108.435.947	41%
2018	154.121.633	42%
2019	179.224.979	16%



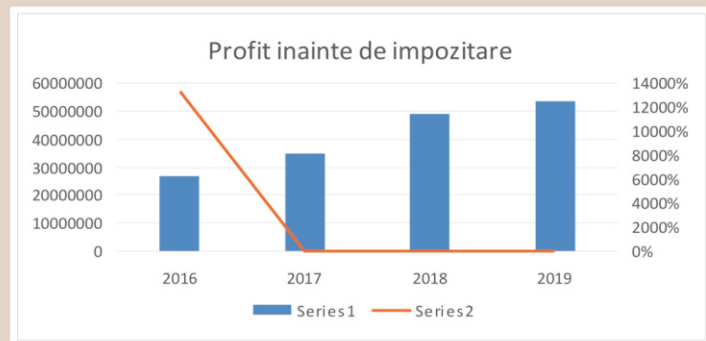
Cifra de afaceri (lei):

An	Valoare	Variație
2016	106.760.242	50%
2017	142.254.440	33%
2018	163.025.896	15%
2019	194.502.286	19%



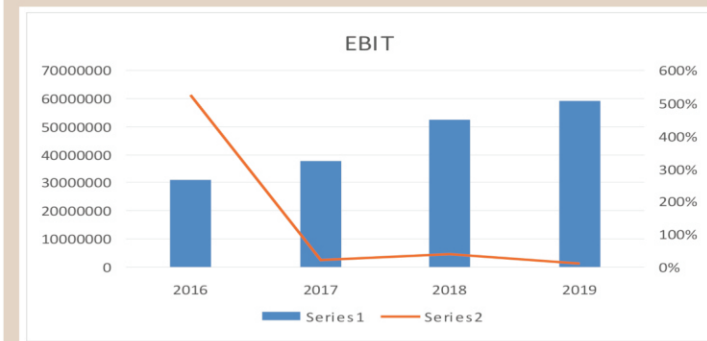
Profit înainte de impozitare (lei):

An	Valoare	Variație
2016	26.973.840	13.317%
2017	34.878.828	29%
2018	48.708.142	40%
2019	53.341.595	10%



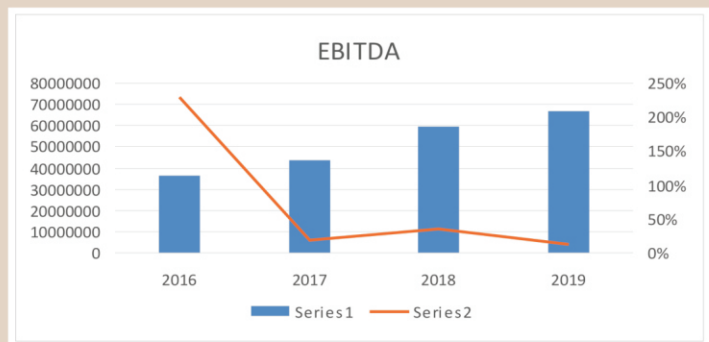
EBIT:

An	Valoare	Variație
2016	31.028.518	524%
2017	37.853.262	22%
2018	52.492.803	39%
2019	58.918.210	12%



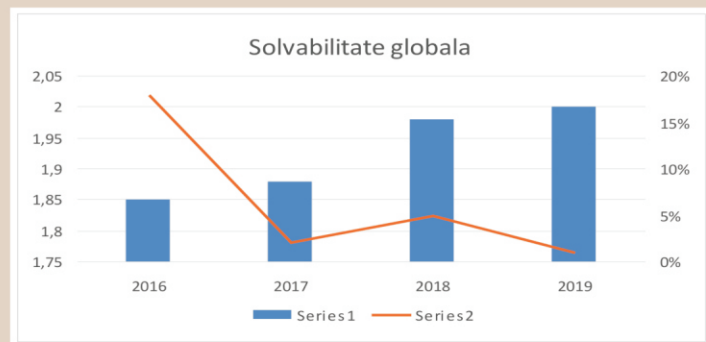
EBITDA:

An	Valoare	Variație
2016	36.411.991	230%
2017	43.785.020	19%
2018	55,331,269	27%
2019	68,165,253	23%



Solvabilitate globală:

An	Valoare	Variație
2016	1,85	18%
2017	1,88	2%
2018	1,98	5%
2019	2	1%



Eficiența capitalului/ Return on equity - ROE:

An	Valoare	Variație
2016	0,3009	9.303%
2017	0,2670	-11%
2018	0,2707	1%
2019	0,2471	-9%

