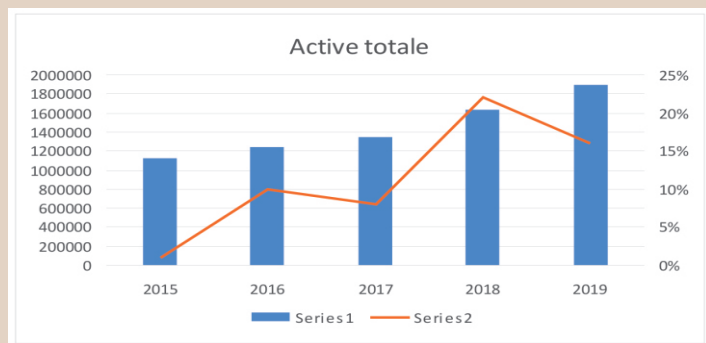


# Istoric date financiare consolidate, conform datelor publicate în rapoartele anuale

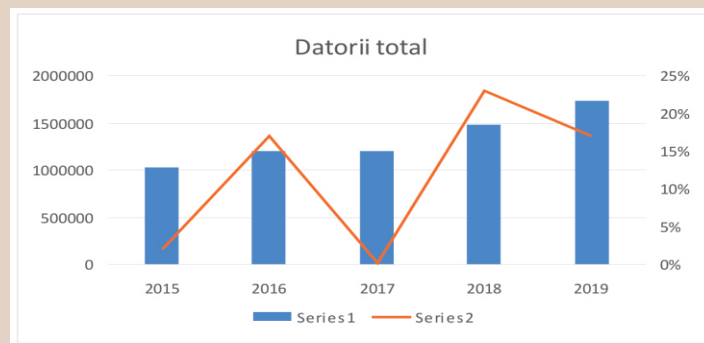
## Active totale (mii euro)

An	Valoare	Variație
2015	1.127.343	1%
2016	1.239.477	10%
2017	1.342.230	8%
2018	1.632.872	22%
2019	1.900.679	16%



## Datorii total (mii euro)

An	Valoare	Variație
2015	1.024.529	2%
2016	1.196.874	17%
2017	1.199.682	0,2%
2018	1.479.527	23%
2019	1.733.747	17%



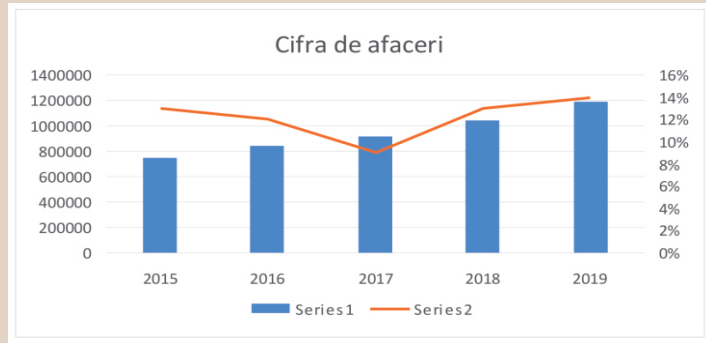
## Capitaluri proprii (mii euro)

An	Valoare	Variație
2015	102.814	-4%
2016	42.603	-59%
2017	142.548	235%
2018	153.345	8%
2019	166.932 (cu rezerve)	9%



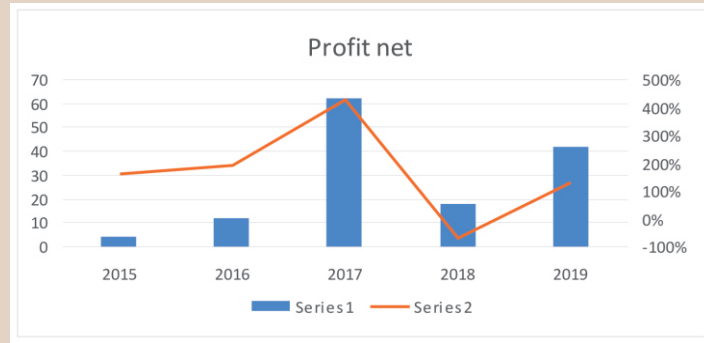
## Cifra de afaceri (mii euro)

An	Valoare	Variație
2015	750.130	13%
2016	842.755	12%
2017	916.551	9%
2018	1.038.121	13%
2019	1.186.026	14%



## Profit net (milioane euro)

An	Valoare	Variație
2015	4.027	159%
2016	11.783	193%
2017	62.031	426%
2018	18.022	-71%
2019	41.787	132%



## EBITDA (mii euro)

An	Valoare	Variație
2015	238.353	3%
2016	263.277	10%
2017	287.653	9%
2018	298.380	4%
2019	446.300	50%

